











Price List january 2018


Όλες οι τιμές είναι σε ευρώ (€), χωρίς Φ.Π.Α. και μεταφορικά έξοδα
Ο τιμοκατάλογος είναι πιθανό να τροποποιηθεί χωρίς προειδοποίηση

CHARGERS AND CONTROLLERS - EXPORT PRODUCT			
MODEL	DESCRIPTION		€
	CE Series <i>Low Power Pulse Width Modulated with LED Display, CE Rated</i> CE-6 6A 12/24V PWM Charge Controller with integrated light controller, LED display CE-10 10A 12/24V PWM Charge Controller with integrated light controller, LED display CE-20 20A 12/24V PWM Charge Controller with integrated light controller, LED display CE-30 30A 12/24V PWM Charge Controller with integrated light controller, LED display CE-40 40A 12/24V PWM Charge Controller with integrated light controller, LED display		34 57 74 97 108
	CC Series <i>Low Power Pulse Width Modulated with LCD Display, CE Rated</i> CC-30 30A 12/24V PWM Charge Controller with integrated light controller, programmable interface and LCD display CC-40 40A 12/24V PWM Charge Controller with integrated light controller, programmable interface and LCD display		182 222
	PT Series <i>Low Power Maximum Power Point Tracking Charge Controller, CE Rated</i> PT-20-10 20A Input / 10A Output 12/24V, Paralleleable MPPT Charge Controller with integrated light controller, LED display RC100 ** RC100 Programming Tool for LED Display Charge Controller, adjusts start and end times for light control functionality		280 160
	PT Series <i>Power Track Performance MPPT Charge Controller - ETL Listed to UL 1741 and CSA 22.2 #107.1-01</i> PT-100 *** 240V Maximum PV Input voltage (48V System), 100 Amp Output MPPT Charge Controller with internal GFDI and AFCI		794
INVERTERS - EXPORT MODELS 230 VAC 50 HZ			
MODEL	DESCRIPTION		€
	CSW Series <i>Compact Sine Wave Inverter Family - CE LVD: EN/IEC 62040-1& IEC61558-2-16, meets CE EMC: EN/IEC 62040-2, cat C1</i> CSW412E 400 Watt, 12V Pure Sine Wave Inverter with Nema Euro outlet and 5V 750 mA USB CSW1012E 1000 Watt, 12V Pure Sine Wave Inverter with Nema Euro outlet and 5V 2.1 A USB CSW2012E 2000 Watt, 12V Pure Sine Wave Inverter with Nema Euro outlet and 5V 2.1 A USB CSW2024E 2000 Watt, 24V Pure Sine Wave Inverter with Nema Euro outlet and 5V 2.1 A USB		200 308 457 468
INVERTER CHARGERS - EXPORT MODELS 230 VAC 50 HZ			
MODEL	DESCRIPTION		€
	MM-E Series <i>Modified Sine Wave</i> MM1012E 1000 Watt, 12V Inverter/50 Amp PFC Charger MM1324E 1324 Watt, 24V Inverter/40 Amp PFC Charger		525 525
	MMS-E Series <i>Pure Sine Wave - CE Certification</i> MMS912E 900 Watt, 12V Inverter/40 Amp PFC Charger		697
	RD-E Series <i>Modified Sine Wave</i> RD2624E 2600 Watt, 24V Inverter/75 Amp PFC Charger RD4024E 4000 Watt, 24V Inverter/105 Amp PFC Charger		971 1.143
	MS-E Series <i>Pure Sine Wave - CE Certification</i> MS1512E *** 1500 Watt, 12V Inverter/70Amp PFC Charger MS2712E *** 2700 Watt, 12V Inverter/125 Amp PFC Charger		926 1.154
	MS-PE Series <i>Pure Sine Wave - CE Certification</i> MS4124PE 4100 Watt, 24V, Parallel Inverter/105 Amp PFC Charger MS4348PE 4300 Watt, 48V, Parallel Inverter/60 Amp PFC Charger		1.555 1.555

MAGNUM PANELS - EXPORT MODELS FITS MS-PE MODELS

MODEL	DESCRIPTION	€
<u>MMP-E Series</u>		
Mini Magnum Panel Export (Fits one MS-E, MS-PE, RD-E)		
MMP250-30S-E	Mini Magnum Panel w/250A (fits 24 VDC models) DC breaker and 30A single pole AC input breaker for Export units	508
MMP175-30S-E	Mini Magnum Panel w/175A (fits 48 VDC models) DC breaker and 30A single pole AC input breaker for Export units	508
<u>MP-ODE Series</u>		
Magnum Panel Outdoor Enclosure (Fits 1 MS-PAE and 1 PT-100)		
MP-ODE	Outdoor Enclosure, designed to house Mini Magnum Panel, Inverter and PT 100, Nema 3R rated (Sold only with Inverter or PT-100)	825
<u>SK Series</u>		
Magnum Panel Storm Kits		
SKI-24E**	Storm Kit for indoor application-4100W,24V	3.207
SKO-24E**	Storm Kit for outdoor application-4100W,24V	3.958
SKI-48E**	Storm Kit for indoor application-4300W,48V	3.207
SKO-48E**	Storm Kit for outdoor application-4300W,48V	3.958
<u>MPSL-PE Series</u>		
Magnum Panel Single Enclosure Low Power (Fits 1-2 MS-PE)		
MPSL-250PE	Magnum Panel Single Low Power w/250A (fits 24 VDC models) DC breaker, w/30A AC input breaker (1-2 MS-PE)	588
MPSL-175PE	Magnum Panel Single Low Power w/175A (fits 48 VDC models) DC breaker, w/30A AC input breaker (1-2 MS-PE)	588
<u>MPDH-PE Series</u>		
Magnum Panel Dual Enclosure High Power (Fits 2-4 MS-PE)		
MPDH-250PE**	Magnum Panel Dual High Power w/250A (fits 24 VDC models) DC breaker, w/30A AC input breaker (2-4 MS-PE)	1.572
MPDH-175PE**	Magnum Panel Dual High Power w/175A (fits 48 VDC models) DC breaker, w/30A AC input breaker (2-4 MS-PE)	1.572
<u>MPX-PE Series</u>		
Magnum Panel Extension Box (Fits one MS-PE)		
MPXS-250PE-L ***	Ext Box, MPSL-PE/MPSH-PE Left Side (includes 250A DC/ 30A AC breaker and wires, MP-HOOD, parallel cable)	274
MPXS-250PE-R ***	Ext Box, MPSL-PE/MPSH-PE Right Side (includes 250A DC/ 30A AC breaker and wires, MP-HOOD, parallel cable)	274
MPXS-175PE-L ***	Ext Box, MPSL-PE/MPSH-PE Left Side (includes 175A DC/ 30A AC breaker and wires, MP-HOOD, parallel cable)	274
MPXS-175PE-R ***	Ext Box, MPSL-PE/MPSH-PE Right Side (includes 175A DC/ 30A AC breaker and wires, MP-HOOD, parallel cable)	274
MPXD-250PE-L ***	Ext Box, MPDH-PE Left Side (includes 250A DC/ 30A AC breaker and wires, MP-HOOD, parallel cable)	274
MPXD-250PE-R ***	Ext Box, MPDH-PE Right Side (includes 250A DC/ 30A AC breaker and wires, MP-HOOD, parallel cable)	274
MPXD-175PE-L ***	Ext Box, MPDH-PE Left Side (includes 175A DC/ 30A AC breaker and wires, MP-HOOD, parallel cable)	274
MPXD-175PE-R ***	Ext Box, MPDH-PE Right Side (includes 175A DC/ 30A AC breaker and wires, MP-HOOD, parallel cable)	274
<u>MMP, MMP-E, MP and MP-E ACCESSORIES</u>		
BP-S ***	Backplate Single (fits 1-MPSL or MPSL-PE, 1-MPSH or MPSH-PE,1-MPX or MPX-PE)	79
BP-D ***	Backplate Double (fits 1-MPDH or MPDH-PE, 1-MPSL or MPSL-PE,1-MPSH or MPSH-PE, 1-MPX or MPX-PE)	131
BP-MMP **	Backplate MMP (fits 1-MMP or MMP-E only)	74
MMP-KP **	Knock out plate for top of MMP, used for non Magnum installations	22
MPX-CB ***	Magnum Panel Extension Conduit Box (conduit box only no AC, DC breakers or wiring)	97
MP-HOOD	Magnum Panel Hood only (included in MMP, MPSL, MPSH, MPDH)	22
MP-CCB **	Charge Controller Bracket (included with MMP, MPSL, MPSH, MPDH) used for installing second charge controller	17
MP-RFC **	MP Router Front Cover	28
ME-CB ***	Conduit Box (White) for AC/DC Wiring required to be in Conduit (1/2"-2" Knockouts)	51
BR-AC30D	Breaker, AC 30A, Dual pole QOU	37
BR-AC60S	Breaker, AC 60A, Single pole QOU	26
BR-DC75-BM	Breaker, DC 75A, back mount	37
BR-DC100-BM	Breaker, DC 100A, back mount	37
BR-DC175	Breaker, DC 175A front mount 3/8 bolt	80
BR-DC250	Breaker, DC 250A, front mount 3/8 bolts	80
BR-DC100-DIN	Breaker 100A 125VDC DIN Mount	41
BR-PV10-DIN **	Breaker 10A 250VDC DIN Mount	41
BR-PV15-DIN **	Breaker 15A 250VDC DIN Mount	41
BR-PV20-DIN **	Breaker 20A 250VDC DIN Mount	41
BR-PV30-DIN **	Breaker 30A 250VDC DIN Mount	41
BR-PV40-DIN **	Breaker 40A 250VDC DIN Mount	41
BR-PV50-DIN **	Breaker 50A 250VDC DIN Mount	41



WEB MONITORING			
MODEL	DESCRIPTION		€
 ME-MW-P **	MagWeb Local and Web based monitoring kit - PRO		360
ME-MW-W ***	MagWeb Web based monitoring kit - Wireless		400
ME-MW-E ***	MagWeb Web Ethernet based monitoring kit - Ethernet		285

ACCESSORIES			
MODEL	DESCRIPTION		€
CSW-ISA	CSW Ignition Switch Adaptor		17
CSW-RS	CSW Inverter Remote Switch		20
CSW-TS15	CSW Transfer Switch 15A		51
CSW-TS15-H	CSW Transfer Switch 15A, Hardwire		51
MC-R25 **	MagnaCharger Optional Remote Control with 25 ft cord		97
ME-125F	125 Amp Fuse Block Assembly/Class ANL		34
ME-200F	200 Amp Fuse Block Assembly/Class ANL		34
ME-300F	300 Amp Fuse Block Assembly/Class T		57
ME-400F	400 Amp Fuse Block Assembly/Class T		59
T300	300 Amp Fuse only Class T		43
T400	400 Amp Fuse only Class T		43
ME-AGS-N	Automatic Generator Start Module 3-relay with Voltage and Temp Start/Network Version		188
ME-AGS-S	Automatic Generator Start Module 3-relay with Voltage and Temp Start/Standalone Version		188
ME-ARC50	Advanced Remote Digital LCD Display Remote Panel with 50' Cable		171
ME-BMK	Battery Monitoring Kit - Battery State of Charge Meter (Includes 500A/50mV DC Shunt)		125
ME-BMK-NS	Battery Monitoring Kit, NO DC SHUNT - Battery State of Charge Meter		119
ME-DCLD	DC Load Disconnect - Pigtail Adapter for 12 Volt DC Load Disconnect Feature		20
ME-ISA	Remote ME-ISA Ignition Switch		20
ME-ISW	Ignition Switch Lockout - Pigtail Adapter for 12 Volt Ignition Switch Lockout Feature		20
ME-PT1	Pigtail Adapter - Auto Gen Start + 12 volt input		20
ME-PT2	Pigtail Adapter - Auto Gen Start Two Contact Remote Control		20
ME-RC50	Digital LCD Display Remote Panel with 50' Cable		131
ME-RC-BZ	Mounting Bezel for ME-RC Remote		11
ME-RSA	Remote Switch Adapter - Pigtail Adapter for Remote Switch, SPST		20
ME-RSA-M	Remote Switch Adapter - Pigtail Adapter for Remote Switch, Momentary		20
ME-ARTR**	Magnum Advanced Router (advanced display capabilities, required for parallel stacking of the MS-PAE models, includes 2 stacking cables)		257
ME-RTR	Magnum Router (required for parallel stacking of the MS-PAE models, includes 2 stacking cables)		228
ME-SBC	Smart Battery Combiner, 25A combines 2 battery banks for charging		85
ME-SSI	Series Stacking Interface - Allows 2 Units to Provide 120/240 VAC. Fits MS4024 Only		45
MM-DCLD	DC Load Disconnect - Pigtail Adapter for 12 Volt DC Load Disconnect Feature MM SERIES ONLY		20
MM-R25	3 LED Remote with 25' Cable - use with MM Inverter Only		34
MM-RC25	6 LED Remote with 25' Cable - use with MM Inverter / Chargers		39
MM-ISA	Ignition Switch Adapter - Turns MM inverter on/off with +12v source		20
MS-GFCI	GFCI outlet kit to add GFCI receptacle replacing standard AC cover (used only with MS-20B models)		57

** New Part Number

*** Price Change

Note: Prices and Specifications Due to Changes without Notice, prices in (€)



Επίσημος αντιπρόσωπος

Υψηλάντου 81, 18758 Κερασίνη
 Τηλ.: 210 4321398 - Fax: 210 4321034
 e-mail: info@electrotech.gr
 web: www.electrotech.gr