







Price List May 2017

Όλες οι τιμές είναι σε ευρώ (€), χωρίς Φ.Π.Α. και μεταφορικά έξοδα
Ο τιμοκατάλογος είναι πιθανό να τροποποιηθεί χωρίς προειδοποίηση





CHARGERS AND CONTROLLERS - EXPORT PRODUCT

MODEL	DESCRIPTION	€
	CE Series Low Power Pulse Width Modulated with LED Display, CE Rated	
CE-6 **	6A 12/24V PWM Charge Controller with integrated light controller, LED display	39
CE-10 **	10A 12/24V PWM Charge Controller with integrated light controller, LED display	65
CE-20 **	20A 12/24V PWM Charge Controller with integrated light controller, LED display	85
CE-30 **	30A 12/24V PWM Charge Controller with integrated light controller, LED display	111
CE-40 **	40A 12/24V PWM Charge Controller with integrated light controller, LED display	124
	CC Series Low Power Pulse Width Modulated with LCD Display, CE Rated	
CC-30 **	30A 12/24V PWM Charge Controller with integrated light controller, programmable interface and LCD display	210
CC-40 **	40A 12/24V PWM Charge Controller with integrated light controller, programmable interface and LCD display	256
	PT Series Low Power Maximum Power Point Tracking Charge Controller, CE Rated	
PT-20-10 **	20A Input / 10A Output 12/24V, Parallelable MPPT Charge Controller with integrated light controller, LED display	322
RC100 **	RC100 Programming Tool for LED Display Charge Controller, adjusts start and end times for light control functionality	183
	MC Series Magna Charger Battery Charger Series - ETL listed to UL 1236, UL 1564 and CSA 22.2 107.2	
MC-40 **	40A 12V Universal AC (100-240 VAC and 50/60 Hz) Input Three Bank Charger with Auto Battery detection, meets ABYC A-31	447
	PT Series Power Track Performance MPPT Charge Controller - ETL Listed to UL 1741 and CSA 22.2 #107.1-01	
PT-100 ***	240V Maximum PV Input voltage (48V System), 100 Amp Output MPPT Charge Controller with internal GFDI and AFCI	697

INVERTERS - EXPORT MODELS 230 VAC 50 HZ

MODEL	DESCRIPTION	€
	CSW Series Compact Sine Wave Inverter Family - CE LVD: EN/IEC 62040-1& IEC61558-2-16, meets CE EMC: EN/IEC 62040-2, cat C1	
CSW412E	400 Watt, 12V Pure Sine Wave Inverter with Nema Euro outlet and 5V 750 mA USB	230
CSW1012E	1000 Watt, 12V Pure Sine Wave Inverter with Nema Euro outlet and 5V 2.1 A USB	355
CSW2012E	2000 Watt, 12V Pure Sine Wave Inverter with Nema Euro outlet and 5V 2.1 A USB	526
CSW2024E	2000 Watt, 24V Pure Sine Wave Inverter with Nema Euro outlet and 5V 2.1 A USB	539

INVERTER CHARGERS - EXPORT MODELS 230 VAC 50 HZ

MODEL	DESCRIPTION	€
	MM-E Series Modified Sine Wave	
MM1012E	1000 Watt, 12V Inverter/50 Amp PFC Charger	605
MM1324E	1324 Watt, 24V Inverter/40 Amp PFC Charger	605
	MMS-E Series Pure Sine Wave - CE Certification	
MMS912E	900 Watt, 12V Inverter/40 Amp PFC Charger	802
	RD-E Series Modified Sine Wave	
RD2624E	2600 Watt, 24V Inverter/75 Amp PFC Charger	1.118
RD4024E	4000 Watt, 24V Inverter/105 Amp PFC Charger	1.315
	MS-E Series Pure Sine Wave - CE Certification	
MS1512E ***	1500 Watt, 12V Inverter/70Amp PFC Charger	1.065



MS2712E ***	2700 Watt, 12V Inverter/125 Amp PFC Charger	1.329
MS-PE Series	Pure Sine Wave - CE Certification	
MS4124PE	4100 Watt, 24V, Parallel Inverter/105 Amp PFC Charger	1.789
MS4348PE	4300 Watt, 48V, Parallel Inverter/60 Amp PFC Charger	1.789

MAGNUM PANELS - EXPORT MODELS FITS MS-PE MODELS

MODEL	DESCRIPTION	€
MMP-E Series	Mini Magnum Panel Export (Fits one MS-E, MS-PE, RD-E)	
MMP250-30S-E	Mini Magnum Panel w/250A (fits 24 VDC models) DC breaker and 30A single pole AC input breaker for Export units	533
MMP175-30S-E	Mini Magnum Panel w/175A (fits 48 VDC models) DC breaker and 30A single pole AC input breaker for Export units	533
MP-ODE Series	Magnum Panel Outdoor Enclosure (Fits 1 MS-PAE and 1 PT-100)	
MP-ODE	Outdoor Enclosure, designed to house Mini Magnum Panel, Inverter and PT 100, Nema 3R rated (Sold only with Inverter or PT-100)	949
MPSL-PE Series	Magnum Panel Single Enclosure Low Power (Fits 1-2 MS-PE)	
MPSL-250PE	Magnum Panel Single Low Power w/250A (fits 24 VDC models) DC breaker, w/30A AC input breaker (1-2 MS-PE)	657
MPSL-175PE	Magnum Panel Single Low Power w/175A (fits 48 VDC models) DC breaker, w/30A AC input breaker (1-2 MS-PE)	657
MPDH-PE Series	Magnum Panel Dual Enclosure High Power (Fits 2-4 MS-PE)	
MPDH-250PE	Magnum Panel Dual High Power w/250A (fits 24 VDC models) DC breaker, w/30A AC input breaker (2-4 MS-PE)	1.805
MPDH-175PE	Magnum Panel Dual High Power w/175A (fits 48 VDC models) DC breaker, w/30A AC input breaker (2-4 MS-PE)	1.805
MPX-PE Series	Magnum Panel Extension Box (Fits one MS-PE)	
MPXS-250PE-L ***	Ext Box, MPSL-PE/MPSH-PE Left Side (includes 250A DC/ 30A AC breaker and wires, MP-HOOD, parallel cable)	255
MPXS-250PE-R ***	Ext Box, MPSL-PE/MPSH-PE Right Side (includes 250A DC/ 30A AC breaker and wires, MP-HOOD, parallel cable)	255
MPXS-175PE-L ***	Ext Box, MPSL-PE/MPSH-PE Left Side (includes 175A DC/ 30A AC breaker and wires, MP-HOOD, parallel cable)	255
MPXS-175PE-R ***	Ext Box, MPSL-PE/MPSH-PE Right Side (includes 175A DC/ 30A AC breaker and wires, MP-HOOD, parallel cable)	255
MPXD-250PE-L ***	Ext Box, MPDH-PE Left Side (includes 250A DC/ 30A AC breaker and wires, MP-HOOD, parallel cable)	255
MPXD-250PE-R ***	Ext Box, MPDH-PE Right Side (includes 250A DC/ 30A AC breaker and wires, MP-HOOD, parallel cable)	255
MPXD-175PE-L ***	Ext Box, MPDH-PE Left Side (includes 175A DC/ 30A AC breaker and wires, MP-HOOD, parallel cable)	255
MPXD-175PE-R ***	Ext Box, MPDH-PE Right Side (includes 175A DC/ 30A AC breaker and wires, MP-HOOD, parallel cable)	255
MMP, MMP-E, MP and MP-E ACCESSORIES		
BP-S ***	Backplate Single (fits 1-MPSL or MPSL-PE, 1-MPSH or MPSH-PE, 1-MPX or MPX-PE)	87
BP-D ***	Backplate Double (fits 1-MPDH or MPDH-PE, 1-MPSL or MPSL-PE, 1-MPSH or MPSH-PE, 1-MPX or MPX-PE)	131
BP-MMP ***	Backplate MMP (fits 1-MMP or MMP-E only)	80
MMP-KP **	Knock out plate for top of MMP, used for non Magnum installations	26
MPX-CB ***	Magnum Panel Extension Conduit Box (conduit box only no AC, DC breakers or wiring)	109
MP-HOOD	Magnum Panel Hood only (included in MMP, MPSL, MPSH, MPDH)	21
MP-CCB **	Charge Controller Bracket (included with MMP, MPSL, MPSH, MPDH) used for installing second charge controller	18
MP-RFC **	MP Router Front Cover	29
ME-CB ***	Conduit Box (White) for AC/DC Wiring required to be in Conduit (1/2"-2" Knockouts)	58
BR-AC30D	Breaker, AC 30A, Dual pole QOU	43
BR-AC60S	Breaker, AC 60A, Single pole QOU	30
BR-DC75-BM	Breaker, DC 75A, back mount	43
BR-DC100-BM	Breaker, DC 100A, back mount	43
BR-DC175	Breaker, DC 175A front mount 3/8 bolt	92
BR-DC250	Breaker, DC 250A, front mount 3/8 bolts	92
BR-DC100-DIN	Breaker 100A 125VDC DIN Mount	47
BR-PV10-DIN **	Breaker 10A 250VDC DIN Mount	47
BR-PV15-DIN **	Breaker 15A 250VDC DIN Mount	47
BR-PV20-DIN **	Breaker 20A 250VDC DIN Mount	47
BR-PV30-DIN **	Breaker 30A 250VDC DIN Mount	47
BR-PV40-DIN **	Breaker 40A 250VDC DIN Mount	47
BR-PV50-DIN **	Breaker 50A 250VDC DIN Mount	47



WEB MONITORING



MODEL	DESCRIPTION	€
ME-MW-P **	MagWeb Local and Web based monitoring kit - PRO	348
ME-MW-W ***	MagWeb Web based monitoring kit - Wireless	335
ME-MW-E ***	MagWeb Web Ethernet based monitoring kit - Ethernet	249

ACCESSORIES



MODEL	DESCRIPTION	€
CSW-ISA	CSW Ignition Switch Adaptor	19
CSW-RS	CSW Inverter Remote Switch	23
CSW-TS15	CSW Transfer Switch 15A	59
CSW-TS15-H	CSW Transfer Switch 15A, Hardwire	59
MC-R25 **	MagnaCharger Optional Remote Control with 25 ft cord	111
ME-125F	125 Amp Fuse Block Assembly/Class ANL	39
ME-200F	200 Amp Fuse Block Assembly/Class ANL	39
ME-300F	300 Amp Fuse Block Assembly/Class T	65
ME-400F	400 Amp Fuse Block Assembly/Class T	68
T300	300 Amp Fuse only Class T	49
T400	400 Amp Fuse only Class T	49
ME-AGS-N	Automatic Generator Start Module 3-relay with Voltage and Temp Start/Network Version	216
ME-AGS-S	Automatic Generator Start Module 3-relay with Voltage and Temp Start/Standalone Version	216
ME-ARC50	Advanced Remote Digital LCD Display Remote Panel with 50' Cable	197
ME-BMK	Battery Monitoring Kit - Battery State of Charge Meter (Includes 500A/50mV DC Shunt)	144
ME-BMK-NS	Battery Monitoring Kit, NO DC SHUNT - Battery State of Charge Meter	138
ME-DCLD	DC Load Disconnect - Pigtail Adapter for 12 Volt DC Load Disconnect Feature	23
ME-ISA	Remote ME-ISA Ignition Switch	23
ME-ISW	Ignition Switch Lockout - Pigtail Adapter for 12 Volt Ignition Switch Lockout Feature	23
ME-PT1	Pigtail Adapter - Auto Gen Start + 12 volt input	23
ME-PT2	Pigtail Adapter - Auto Gen Start Two Contact Remote Control	23
ME-RC50	Digital LCD Display Remote Panel with 50' Cable	151
ME-RC-BZ	Mounting Bezel for ME-RC Remote	13
ME-RSA	Remote Switch Adapter - Pigtail Adapter for Remote Switch, SPST	23
ME-RSA-M	Remote Switch Adapter - Pigtail Adapter for Remote Switch, Momentary	23
ME-RTR	Magnum Router (required for parallel stacking of the MS-PAE models, includes 2 stacking cables)	263
ME-SBC	Smart Battery Combiner, 25A combines 2 battery banks for charging	98
ME-SSI	Series Stacking Interface - Allows 2 Units to Provide 120/240 VAC. Fits MS4024 Only	52
MM-DCLD	DC Load Disconnect - Pigtail Adapter for 12 Volt DC Load Disconnect Feature MM SERIES ONLY	23
MM-R25	3 LED Remote with 25' Cable - use with MM Inverter Only	39
MM-RC25	6 LED Remote with 25' Cable - use with MM Inverter / Chargers	45
MM-ISA	Ignition Switch Adapter - Turns MM inverter on/off with +12v source	23
MS-GFCI	GFCI outlet kit to add GFCI recepticle replacing standard AC cover (used only with MS-20B models)	65

** New Part Number

*** Price Change

Note: Prices and Specifications Due to Changes without Notice, prices in (€)

electrotech
POWER SYSTEMS

Επίσημος αντιπρόσωπος

Υψηλάντου 81, 18758 Κερατσίνι
Τηλ.: 210 4321398 - Fax: 210 4321034
e-mail: info@electrotech.gr
web: www.electrotech.gr