


Rolls

FLOODED DEEP CYCLE BATTERIES

S-480

6 VOLTS



CONTAINER:	High Density Polypropylene
COVER:	High Density Polypropylene
TERMINALS:	Flag M
HANDLES:	Rope

WEIGHT DRY:	37 kg	81 Lbs.
WEIGHT WET:	51 kg	113 Lbs.
LENGTH:	318 mm	12 1/2 Inches
WIDTH:	181 mm	7 1/8 Inches
HEIGHT:	425 mm	16 3/4 Inches

CELLS:	15 Plates/Cell	3 Cell
SEPARATOR THICKNESS:	2 mm	0.061 Inches
GLASS MAT INSULATION:	1 mm	0.02 Inches
ELECTROLYTE RESERVE: ABOVE PLATES	57 mm	2.25 Inches

PLATE HEIGHT:	293 mm	11.550 Inches
PLATE WIDTH:	143 mm	5.625 Inches
THICKNESS (POSITIVE):	4.32 mm	0.170 Inches
THICKNESS (NEGATIVE):	3.05 mm	0.120 Inches

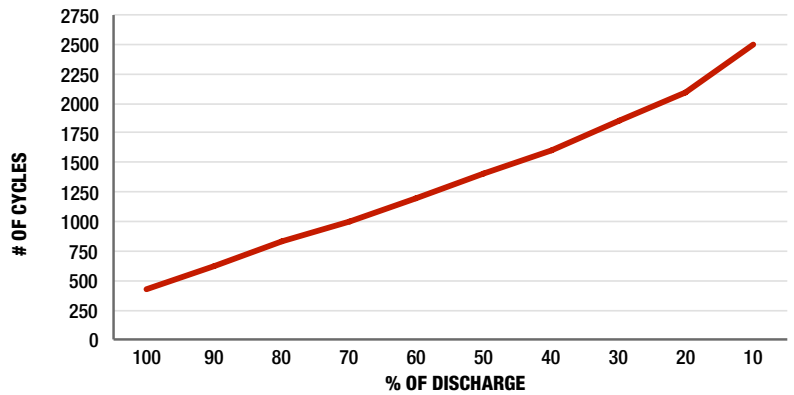
COLD CRANK AMPS (CCA):	0°F / -17.8°C	1151
MARINE CRANK AMPS (MCA):	32°F / 0°C	1440
RESERVE CAPACITY (RC @ 25A):		814 Minutes

CAPACITY **375 AH**

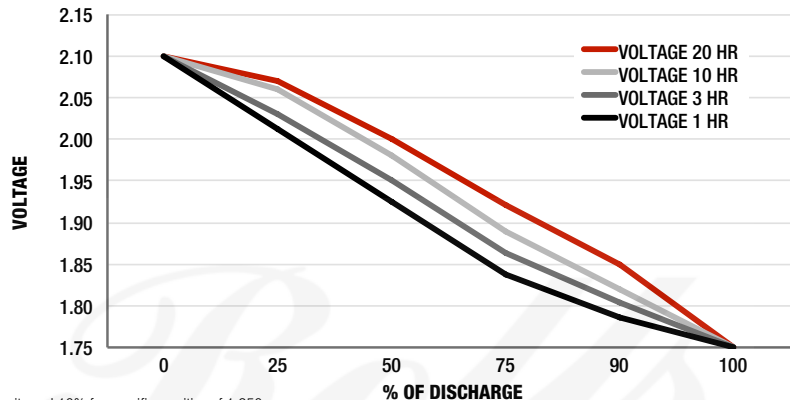
HOURLY RATE:	SPECIFIC GRAVITY	CAPACITY / AMP HOUR	CURRENT / AMPS
@ 100 HOUR RATE	1.280	486	4.86
@ 72 HOUR RATE	1.280	459	6.38
@ 50 HOUR RATE	1.280	438	8.76
@ 24 HOUR RATE	1.280	386	16.09
@ 20 HOUR RATE	1.280	375	18.75
@ 15 HOUR RATE	1.280	352	23.45
@ 12 HOUR RATE	1.280	334	27.81
@ 10 HOUR RATE	1.280	319	31.88
@ 8 HOUR RATE	1.280	300	37.50
@ 6 HOUR RATE	1.280	278	46.25
@ 5 HOUR RATE	1.280	263	52.50
@ 4 HOUR RATE	1.280	244	60.94
@ 3 HOUR RATE	1.280	221	73.75
@ 2 HOUR RATE	1.280	191	95.63
@ 1 HOUR RATE	1.280	135	135.00



CYCLE LIFE VS. DEPTH OF DISCHARGE



VOLTAGE VS. DEPTH OF DISCHARGE



Amphère Hour capacity ratings based on specific gravities of 1.280. Reduce capacities 5% for 1.265 specific gravity and 10% for specific gravities of 1.250